



ASBK RESULTS

AUSTRALIAN SUPERBIKE CHAMPIONSHIP

Race 1

Date: 23/02/19
 Event: R03
 Weather: Sunny - Temp: 20.5C
 Track: Dry - Temp: 39.0C

Started at: 11:39:58
 Laps: 12
 Starters: 34
 Printed at: 11:04

PROVISIONAL CLASSIFICATION

Pos	No	Gr	Name	Machine	Laps	Race Time	Behind	Fastest Lap	On Lap	Top Speed
1	47	A	Wayne MAXWELL (VIC) / Team Suzuki Ecstar / Rideline Roadside Shop	Suzuki GSX-R	12	18:44.867		1:32.700	2	295
2	28	A	Aiden WAGNER (QLD)	Yamaha YZF-R1	12	18:45.014	.147	1:32.820	3	298
3	67	A	Bryan STARING (WA) / Kawasaki / BC Performance	Kawasaki ZX10R	12	18:45.187	.320	1:32.825	7	301
4	65	A	Cru HALLIDAY (VIC) / Yamaha Racing Team	Yamaha YZF-R1M	12	18:45.832	.965	1:32.886	10	298
5	21	A	Josh WATERS (VIC) / Team Suzuki Ecstar / Rideline Road Bike Shop	Suzuki GSX-R	12	18:45.872	1.005	1:32.714	3	302
6	25	A	Daniel FALZON (SA) / Yamaha Racing Team	Yamaha YZF-R1M	12	18:49.405	4.538	1:33.053	3	308
7	14	A	Glenn ALLERTON (NSW) / Next Gen Motorsports / Maxima BMW Racing	BMW S RR	12	18:57.552	12.685	1:33.355	3	300
8	46	A	Michael JONES (QLD) / K & R Hydraulics / Race Dynamics	Kawasaki ZX10R	12	18:57.556	12.689	1:33.388	2	305
9	1	A	Troy HERFOSS (QLD) / Penrite Honda Racing / Elite Roads / Pirelli	Honda CBR-RR SP	12	18:58.738	13.871	1:33.155	4	301
10	12	A	Matt WALTERS (NSW) / Kawasaki Aust / Repol / Pirelli / Rovers	Kawasaki ZX10R	12	19:05.388	20.521	1:34.218	2	300
11	29	A	Ted COLLINS (VIC) / Next GEN Motorsports / Maxima BMW Racing	BMW S RR	12	19:05.734	20.867	1:34.346	3	298
12	41	A	Max CROKER (NSW) / Mladin Racing / Suzuki / Yoshimura AGV Sport / Galfer	Suzuki GSX-R	12	19:06.883	22.016	1:34.215	3	299
13	168	A	Glenn SCOTT (NSW) / GSR Kawasaki	Kawasaki ZX10R	12	19:10.141	25.274	1:34.630	5	303
14	8	A	Alex PHILLIS (VIC) / Team Suzuki Ecstar	Suzuki GSX-R	12	19:10.449	25.582	1:34.520	12	303
15	30	A	Mark CHIODO (VIC) / Penrite Honda Racing / Elite Roads / Pirelli	Honda CBR-RR	12	19:17.223	32.356	1:34.302	2	294
16	92		Damon REES (NZ) / Tony Rees Motorcycles	Honda CBR-RR	12	19:17.263	32.396	1:34.952	6	297
17	33	A	Sloan FROST (NZ) / FILTA NZ / Black Ink / Darby Capital / Next Gen M-sports	Suzuki GSX-R	12	19:23.476	38.609	1:34.901	2	294
18	22	A	Lachlan EPIS (NSW) / Kawasaki BC Performance	Kawasaki ZX10R	12	19:31.112	46.245	1:35.589	3	301
19	11	A	Philip CZAJ (VIC) / Eco light Up / 11Motosport / Liqui Moly / SC Project	Aprilia RSV4	12	19:34.022	49.155	1:35.939	2	286
20	24	C	Matt TOOLEY (VIC) / Phillip Island Ride Days	Yamaha YZF-R1	12	19:44.968	1:00.101	1:37.190	10	286
21	13	A	David BARKER (SA)	Kawasaki ZX10R	12	19:45.603	1:00.736	1:36.186	2	293
22	62	A	Brendan McINTYRE (NSW) / Western Motorcycles Sydney	Suzuki GSX-R	12	19:45.657	1:00.790	1:37.122	10	284
23	91	B	Simon BARBACETTO (NSW)	Yamaha YZF-R1	12	19:47.249	1:02.382	1:37.644	5	288

Scott Laing
 Chief Time Keeper - Scott Laing


Tom Williams
 Clerk of Course - Tom Williams



Computime Race Timing Systems Pty Ltd © 1996
 Licensed to Computime Race Timing Systems

COMPUTIME RACE TIMING SYSTEMS PTY LTD
www.computime.com.au

E-mail: scott@computime.com.au / Ph: 0418 17 13 17





ASBK RESULTS

AUSTRALIAN SUPERBIKE CHAMPIONSHIP

Race 1

Date: 23/02/19
 Event: R03
 Weather: Sunny - Temp: 20.5C
 Track: Dry - Temp: 39.0C

Started at: 11:39:58
 Laps: 12
 Starters: 34
 Printed at: 11:04

PROVISIONAL CLASSIFICATION


Pos	No	Gr	Name	Machine	Laps	Race Time	Behind	Fastest Lap	On Lap	Top Speed
24	82	A	Ryan YANKO (QLD) / Force 8 Contracting / Moto Natioal Accessories	Ducati 1299	12	20:01.496	1:16.629	1:38.198	7	290
25	98	A	Evan BYLES (SA) / SA Motorcycles / Kawasaki	Kawasaki ZX10R	12	20:01.682	1:16.815	1:38.669	12	281
26	23	B	Heath GRIFFIN (NSW) / Russell Symes & Company / Raceart Designs	Suzuki GSX-R	12	20:04.484	1:19.617	1:38.934	11	278
27	55	A	Brian HOUGHTON (QLD) / Conshift / K1 Racing / Castrol	Honda CBR-RR	12	20:06.124	1:21.257	1:39.144	11	278
28	44	A	William DAVIDSON (NSW) / WD Racing Suspension Specialist	Yamaha YZF-R1	12	20:14.770	1:29.903	1:38.740	3	281
29	85		Aleksander SAVIN (VIC) / I.D.C Painting Service & Castrol Racing Australia	BMW S RR	12	20:20.235	1:35.368	1:39.520	3	281
30	76	A	Paul VAN DER HEIDEN (SA) / Moto Adelaide	BMW S RR	12	20:20.772	1:35.905	1:39.699	3	290
31	63	A	Dominic DE LEON (NSW) / AT1 Racing	Kawasaki ZX10R	11	18:52.380	1 Lap	1:39.572	2	285
32	37	B	Hamish McMURRAY (NSW) / Six ways from Sunday	Kawasaki ZX10R	11	19:01.708	1 Lap	1:41.836	2	266
DNF	61		Arthur SISIS (SA) / Powerfone / SA Demolition / Hoey Racing	Suzuki GSX-R	8	13:13.658	4 Laps	1:34.584	2	295
DNF	32		Troy BAYLISS (QLD) / Desmosport Ducati	Ducati Panigale FE	5	7:52.675	7 Laps	1:32.967	3	298

Fastest Lap was 1:32.700 by Wayne MAXWELL (VIC)

Current race lap record for SBK class - 1:32.194 by Troy BAYLISS (NSW) on a Ducati Panigale FE set on 14/10/18

The results are provisional until the end of the time limit for protests and appeals.


 Chief Time Keeper - Scott Laing



 Clerk of Course - Tom Williams



Computime Race Timing Systems Pty Ltd © 1996
 Licensed to Computime Race Timing Systems

COMPUTIME RACE TIMING SYSTEMS PTY LTD
www.computime.com.au

E-mail: scott@computime.com.au / Ph: 0418 17 13 17





ASBK RESULTS

AUSTRALIAN SUPERBIKE CHAMPIONSHIP

Date: 23/02/19
 Event: R03
 Weather: Sunny - Temp: 20.5C
 Track: Dry - Temp: 39.0C

Race 1

Started at: 11:39:58
 Laps: 12
 Starters: 34
 Printed at: 11:04

PROVISIONAL LAP TIMES

No	Name	Lap 1	Lap 2	Lap 3	Lap 4	Lap 5	Lap 6	Lap 7	Lap 8	Lap 9	Lap 10	Lap 11	Lap 12
1	Troy HERFOSS (QLD)	1:41.424	1:33.522	1:33.230	1:33.155	1:33.278	1:33.494	1:34.047	1:34.818	1:35.238	1:35.378	1:35.482	1:35.672
8	Alex PHILLIS (VIC)	1:42.779	1:38.683	1:34.656	1:35.401	1:35.035	1:35.034	1:34.658	1:35.196	1:34.944	1:34.739	1:34.804	1:34.520
11	Philip CZAJ (VIC)	1:45.199	1:35.939	1:36.169	1:36.501	1:36.884	1:37.865	1:37.372	1:37.481	1:37.453	1:37.422	1:37.855	1:37.882
12	Matt WALTERS (NSW)	1:41.849	1:34.218	1:34.675	1:34.268	1:34.719	1:34.412	1:34.432	1:34.921	1:35.206	1:35.076	1:35.921	1:35.691
13	David BARKER (SA)	1:45.360	1:36.186	1:36.798	1:37.198	1:37.384	1:37.545	1:37.651	1:38.832	1:39.140	1:40.370	1:39.896	1:39.243
14	Glenn ALLERTON (NSW)	1:40.596	1:34.168	1:33.355	1:34.178	1:34.248	1:34.293	1:34.326	1:34.743	1:34.363	1:34.244	1:34.374	1:34.664
21	Josh WATERS (VIC)	1:41.048	1:33.330	1:32.714	1:33.155	1:33.326	1:32.879	1:33.489	1:33.216	1:33.423	1:33.088	1:32.907	1:33.297
22	Lachlan EPIS (NSW)	1:44.673	1:35.726	1:35.589	1:35.798	1:35.988	1:36.685	1:36.447	1:37.409	1:38.135	1:38.060	1:38.087	1:38.515
23	Heath GRIFFIN (NSW)	1:49.652	1:40.375	1:39.144	1:40.168	1:40.438	1:39.371	1:39.274	1:39.426	1:39.188	1:39.097	1:38.934	1:39.417
24	Matt TOOLEY (VIC)	1:47.048	1:37.928	1:37.820	1:37.652	1:38.374	1:38.475	1:38.406	1:38.059	1:37.807	1:37.190	1:37.991	1:38.218
25	Daniel FALZON (SA)	1:40.404	1:33.970	1:33.053	1:33.228	1:33.061	1:33.372	1:33.159	1:33.272	1:33.571	1:33.556	1:34.193	1:34.566
28	Aiden WAGNER (QLD)	1:40.747	1:32.877	1:32.820	1:32.847	1:33.120	1:33.430	1:32.970	1:33.270	1:33.165	1:33.036	1:33.180	1:33.552
29	Ted COLLINS (VIC)	1:43.333	1:34.809	1:34.346	1:34.388	1:35.426	1:35.626	1:34.539	1:34.792	1:34.670	1:34.905	1:34.494	1:34.406
30	Mark CHIODO (VIC)	1:43.018	1:34.302	1:34.372	1:35.030	1:35.401	1:35.970	1:35.900	1:35.342	1:35.488	1:35.225	1:41.473	1:35.702
32	Troy BAYLISS (QLD)	1:40.089	1:33.487	1:32.967	1:33.088	1:33.044							
33	Sloan FROST (NZ)	1:44.294	1:34.901	1:35.008	1:35.190	1:36.261	1:36.106	1:35.786	1:35.996	1:36.591	1:37.173	1:38.203	1:37.967
37	Hamish McMURRAY (NSW)	1:50.752	1:41.836	1:42.104	1:43.235	1:42.438	1:43.212	1:42.824	1:43.210	1:43.161	1:44.916	1:44.020	
41	Max CROKER (NSW)	1:42.606	1:34.245	1:34.215	1:34.306	1:34.458	1:34.908	1:35.097	1:35.920	1:35.373	1:35.670	1:34.897	1:35.188
44	William DAVIDSON (NSW)	1:53.527	1:39.281	1:38.740	1:39.453	1:40.562	1:39.879	1:39.597	1:40.095	1:39.969	1:40.582	1:41.739	1:41.346
46	Michael JONES (QLD)	1:42.374	1:33.388	1:35.168	1:34.295	1:34.125	1:33.859	1:33.985	1:33.916	1:33.641	1:33.886	1:34.440	1:34.479
47	Wayne MAXWELL (VIC)	1:40.401	1:32.700	1:33.135	1:33.121	1:33.124	1:33.395	1:32.993	1:33.236	1:33.235	1:33.058	1:33.310	1:33.159
55	Brian HOUGHTON (QLD)	1:48.767	1:39.521	1:39.929	1:40.668	1:40.211	1:40.005	1:39.730	1:39.304	1:39.577	1:39.381	1:39.144	1:39.887
61	Arthur SISSIS (SA)	1:42.201	1:34.584	1:34.594	1:35.190	1:35.452	1:37.643	1:36.595	1:57.399				
62	Brendan McINTYRE (NSW)	1:46.824	1:37.486	1:38.082	1:38.006	1:38.278	1:38.569	1:38.287	1:38.034	1:38.367	1:37.122	1:37.860	1:38.742
63	Dominic DE LEON (NSW)	1:48.422	1:39.572	1:40.935	1:41.370	1:41.045	1:41.164	1:41.858	1:42.748	1:43.625	1:43.807	1:47.834	
65	Cru HALLIDAY (VIC)	1:40.555	1:32.910	1:33.311	1:33.195	1:33.097	1:33.054	1:33.186	1:33.717	1:33.411	1:32.886	1:33.125	1:33.385
67	Bryan STARING (WA)	1:40.649	1:33.378	1:33.022	1:33.079	1:33.500	1:33.117	1:32.825	1:33.493	1:32.854	1:33.174	1:33.059	1:33.037
76	Paul VAN DER HEIDEN (SA)	1:50.855	1:39.809	1:39.699	1:40.579	1:41.325	1:40.520	1:41.734	1:40.629	1:40.718	1:42.152	1:41.118	1:41.634
82	Ryan YANKO (QLD)	1:46.076	1:44.841	1:38.278	1:40.123	1:39.407	1:38.494	1:38.198	1:38.830	1:39.030	1:39.487	1:39.433	1:39.299
85	Aleksander SAVIN (VIC)	1:49.654	1:39.853	1:39.520	1:40.148	1:42.905	1:40.447	1:41.815	1:41.411	1:41.070	1:40.966	1:41.299	1:41.147
91	Simon BARBACETTO (NSW)	1:47.735	1:38.526	1:38.713	1:38.432	1:37.644	1:38.106	1:38.078	1:37.661	1:38.139	1:37.929	1:38.323	1:37.963
92	Damon REES (NZ)	1:44.878	1:35.752	1:35.434	1:35.265	1:35.501	1:34.952	1:35.003	1:35.747	1:35.777	1:36.215	1:36.463	1:36.276
98	Evan BYLES (SA)	1:49.403	1:39.107	1:39.677	1:39.057	1:39.285	1:39.810	1:38.916	1:39.814	1:39.746	1:39.167	1:39.031	1:38.669
168	Glenn SCOTT (NSW)	1:43.653	1:35.016	1:34.701	1:34.653	1:34.630	1:35.529	1:35.712	1:34.998	1:35.196	1:35.525	1:35.174	1:35.354

The results are provisional until the end of the time limit for protests and appeals.


 Chief Time Keeper - Scott Laing


 Clerk of Course - Tom Williams



Computime Race Timing Systems Pty Ltd © 1996
 Licensed to Computime Race Timing Systems

COMPUTIME RACE TIMING SYSTEMS PTY LTD
www.computime.com.au

E-mail: scott@computime.com.au / Ph: 0418 17 13 17





ASBK RESULTS

AUSTRALIAN SUPERBIKE CHAMPIONSHIP

Race 1

Date: 23/02/19
 Event: R03
 Weather: Sunny - Temp: 20.5C
 Track: Dry - Temp: 39.0C

Started at: 11:39:58
 Laps: 12
 Starters: 34
 Printed at: 11:04

PROVISIONAL SPLIT TIMES

Lap	Split 1	Split 2	Split 3	Split 4	Lap Time	Spd	Lap	Split 1	Split 2	Split 3	Split 4	Lap Time	Spd
1 Troy HERFOSS (QLD) (9th)							11	23.456	28.525	18.587	27.287	1:37.855	276
1	29.422	27.979	17.965	26.058	1:41.424	213	12	23.560	28.440	18.562	27.320	1:37.882	275
2	22.373	27.296	17.857	25.996	1:33.522	293	12 Matt WALTERS (NSW) (10th)						
3	22.250	27.165	17.768	26.047	1:33.230	299	1	29.528	28.166	17.958	26.197	1:41.849	226
4	22.156	27.191	17.672	26.136	1:33.155	301	2	22.476	27.351	18.086	26.305	1:34.218	300
5	22.273	27.053	17.720	26.232	1:33.278	294	3	22.454	27.720	18.095	26.406	1:34.675	300
6	22.440	27.075	17.743	26.236	1:33.494	288	4	22.515	27.390	17.965	26.398	1:34.268	291
7	22.424	27.114	17.961	26.548	1:34.047	292	5	22.438	27.837	17.986	26.458	1:34.719	290
8	22.742	27.336	18.098	26.642	1:34.818	289	6	22.660	27.363	18.074	26.315	1:34.412	293
9	22.857	27.472	18.230	26.679	1:35.238	288	7	22.592	27.405	17.938	26.497	1:34.432	290
10	22.922	27.469	18.174	26.813	1:35.378	287	8	22.667	27.494	18.211	26.549	1:34.921	290
11	22.861	27.547	18.459	26.615	1:35.482	286	9	22.565	27.790	18.282	26.569	1:35.206	289
12	22.887	27.697	18.258	26.830	1:35.672	286	10	22.669	27.648	18.125	26.634	1:35.076	287
8 Alex PHILLIS (VIC) (14th)							11	22.716	27.779	18.233	27.193	1:35.921	287
1	29.716	28.205	18.357	26.501	1:42.779	226	12	22.806	27.732	18.365	26.788	1:35.691	285
2	22.527	31.697	17.949	26.510	1:38.683	303	13 David BARKER (SA) (21th)						
3	22.648	27.565	18.071	26.372	1:34.656	298	1	31.036	29.034	18.582	26.708	1:45.360	234
4	23.033	27.634	18.194	26.540	1:35.401	293	2	23.145	28.121	18.211	26.709	1:36.186	293
5	22.693	27.544	18.089	26.709	1:35.035	297	3	23.055	28.211	18.492	27.040	1:36.798	280
6	22.659	27.374	18.197	26.804	1:35.034	293	4	23.257	28.096	18.662	27.183	1:37.198	283
7	22.650	27.365	18.065	26.578	1:34.658	291	5	23.216	28.484	18.535	27.149	1:37.384	282
8	22.603	27.531	18.339	26.723	1:35.196	290	6	23.449	28.278	18.546	27.272	1:37.545	278
9	22.749	27.381	18.163	26.651	1:34.944	290	7	23.220	28.481	18.547	27.403	1:37.651	281
10	22.573	27.392	18.251	26.523	1:34.739	290	8	23.531	28.865	18.833	27.603	1:38.832	276
11	22.657	27.376	18.117	26.654	1:34.804	292	9	23.817	28.802	18.940	27.581	1:39.140	273
12	22.616	27.337	18.120	26.447	1:34.520	290	10	23.666	29.504	19.185	28.015	1:40.370	276
11 Philip CZAJ (VIC) (19th)							11	23.683	29.165	19.176	27.872	1:39.896	275
1	30.917	28.960	18.581	26.741	1:45.199	230	12	23.711	28.957	19.053	27.522	1:39.243	273
2	23.128	28.027	18.132	26.652	1:35.939	286	14 Glenn ALLERTON (NSW) (7th)						
3	23.263	27.940	18.204	26.762	1:36.169	286	1	28.692	27.777	17.910	26.217	1:40.596	223
4	23.038	27.925	18.390	27.148	1:36.501	283	2	23.016	27.299	17.805	26.048	1:34.168	294
5	23.149	28.172	18.464	27.099	1:36.884	280	3	22.342	27.028	17.842	26.143	1:33.355	300
6	23.781	28.331	18.540	27.213	1:37.865	278	4	22.470	27.290	17.972	26.446	1:34.178	298
7	23.470	28.214	18.454	27.234	1:37.372	276	5	22.473	27.293	18.013	26.469	1:34.248	296
8	23.608	28.135	18.461	27.277	1:37.481	276	6	22.592	27.194	18.009	26.498	1:34.293	293
9	23.630	28.251	18.418	27.154	1:37.453	275	7	22.552	27.186	18.055	26.533	1:34.326	293
10	23.490	28.348	18.364	27.220	1:37.422	276							

Scott Laing
 Chief Time Keeper - Scott Laing

Tom Williams
 Clerk of Course - Tom Williams



COMPUTIME RACE TIMING SYSTEMS PTY LTD
www.computime.com.au

E-mail: scott@computime.com.au / Ph: 0418 17 13 17



Computime Race Timing Systems Pty Ltd © 1996
 Licensed to Computime Race Timing Systems



ASBK RESULTS

AUSTRALIAN SUPERBIKE CHAMPIONSHIP

Race 1

Date: 23/02/19
 Event: R03
 Weather: Sunny - Temp: 20.5C
 Track: Dry - Temp: 39.0C

Started at: 11:39:58
 Laps: 12
 Starters: 34
 Printed at: 11:04

PROVISIONAL SPLIT TIMES

Lap	Split 1	Split 2	Split 3	Split 4	Lap Time	Spd	Lap	Split 1	Split 2	Split 3	Split 4	Lap Time	Spd
8	22.678	27.378	18.079	26.608	1:34.743	292	5	24.423	28.971	19.290	27.754	1:40.438	269
9	22.558	27.266	18.046	26.493	1:34.363	293	6	24.087	28.745	18.920	27.619	1:39.371	274
10	22.536	27.225	17.979	26.504	1:34.244	292	7	23.911	28.673	19.001	27.689	1:39.274	276
11	22.473	27.207	18.104	26.590	1:34.374	295	8	23.959	28.587	19.030	27.850	1:39.426	271
12	22.700	27.295	17.973	26.696	1:34.664	291	9	23.862	28.720	18.904	27.702	1:39.188	273
							10	23.705	28.562	18.986	27.844	1:39.097	273
							11	23.627	28.420	19.205	27.682	1:38.934	272
							12	23.841	28.689	19.108	27.779	1:39.417	271
21 Josh WATERS (VIC) (5th)													
1	29.063	28.297	17.762	25.926	1:41.048	211							
2	22.670	26.999	17.795	25.866	1:33.330	302							
3	22.100	26.993	17.709	25.912	1:32.714	299							
4	22.411	27.172	17.743	25.829	1:33.155	299							
5	22.340	27.090	17.711	26.185	1:33.326	300							
6	22.241	26.922	17.752	25.964	1:32.879	300							
7	22.375	27.314	17.694	26.106	1:33.489	299							
8	22.233	27.118	17.797	26.068	1:33.216	299							
9	22.583	27.155	17.722	25.963	1:33.423	298							
10	22.199	27.021	17.719	26.149	1:33.088	302							
11	22.174	26.936	17.751	26.046	1:32.907	298							
12	22.266	27.132	17.714	26.185	1:33.297	302							
22 Lachlan EPIS (NSW) (18th)													
1	30.420	29.051	18.433	26.769	1:44.673	236							
2	23.078	27.638	18.312	26.698	1:35.726	301							
3	23.042	27.492	18.326	26.729	1:35.589	296							
4	23.062	27.641	18.268	26.827	1:35.798	298							
5	23.141	27.824	18.271	26.752	1:35.988	296							
6	23.375	27.850	18.528	26.932	1:36.685	294							
7	23.187	27.739	18.521	27.000	1:36.447	294							
8	23.337	28.205	18.702	27.165	1:37.409	291							
9	23.417	28.466	18.912	27.340	1:38.135	290							
10	23.588	28.266	18.918	27.288	1:38.060	288							
11	23.634	28.287	18.856	27.310	1:38.087	289							
12	23.555	28.304	19.089	27.567	1:38.515	287							
23 Heath GRIFFIN (NSW) (26th)													
1	32.647	29.762	19.197	28.046	1:49.652	215							
2	24.185	29.338	19.014	27.838	1:40.375	276							
3	23.668	28.642	18.962	27.872	1:39.144	278							
4	24.000	28.934	19.362	27.872	1:40.168	275							
24 Matt TOOLEY (VIC) (20th)													
1	32.092	28.997	18.797								27.162	1:47.048	218
2	23.532	28.501	18.383								27.512	1:37.928	286
3	23.368	28.329	18.682								27.441	1:37.820	278
4	23.436	28.276	18.620								27.320	1:37.652	279
5	23.784	28.832	18.554								27.204	1:38.374	276
6	24.099	28.265	18.654								27.457	1:38.475	279
7	24.430	28.303	18.502								27.171	1:38.406	277
8	23.740	28.374	18.601								27.344	1:38.059	276
9	23.590	28.282	18.457								27.478	1:37.807	280
10	23.345	28.098	18.353								27.394	1:37.190	274
11	23.358	28.573	18.733								27.327	1:37.991	274
12	23.507	28.582	18.458								27.671	1:38.218	273
25 Daniel FALZON (SA) (6th)													
1	28.415	27.400	18.031								26.558	1:40.404	213
2	23.095	27.054	17.767								26.054	1:33.970	283
3	22.430	26.895	17.813								25.915	1:33.053	294
4	22.219	27.239	17.750								26.020	1:33.228	298
5	22.160	27.057	17.745								26.099	1:33.061	295
6	22.476	27.119	17.796								25.981	1:33.372	308
7	22.397	26.974	17.771								26.017	1:33.159	294
8	22.255	27.028	17.820								26.169	1:33.272	293
9	22.397	27.142	17.815								26.217	1:33.571	295
10	22.247	27.064	17.847								26.398	1:33.556	294
11	22.413	27.094	18.167								26.519	1:34.193	290
12	22.607	27.174	18.169								26.616	1:34.566	286
28 Aiden WAGNER (QLD) (2nd)													
1	29.255	27.940	17.484								26.068	1:40.747	206


Scott Laing
 Chief Time Keeper - Scott Laing

Tom Williams
 Clerk of Course - Tom Williams



Computime Race Timing Systems Pty Ltd © 1996
 Licensed to Computime Race Timing Systems
COMPUTIME RACE TIMING SYSTEMS PTY LTD
www.computime.com.au

E-mail: scott@computime.com.au / Ph: 0418 17 13 17





ASBK RESULTS

AUSTRALIAN SUPERBIKE CHAMPIONSHIP

Date: 23/02/19
 Event: R03
 Weather: Sunny - Temp: 20.5C
 Track: Dry - Temp: 39.0C

Race 1

Started at: 11:39:58
 Laps: 12
 Starters: 34
 Printed at: 11:04

PROVISIONAL SPLIT TIMES

Lap	Split 1	Split 2	Split 3	Split 4	Lap Time	Spd	Lap	Split 1	Split 2	Split 3	Split 4	Lap Time	Spd
2	22.621	26.829	17.424	26.003	1:32.877	298	32 Troy BAYLISS (QLD) (DNF)						
3	22.311	26.621	17.752	26.136	1:32.820	292	1	28.471	27.454	17.966	26.198	1:40.089	215
4	22.120	27.006	17.549	26.172	1:32.847	298	2	22.199	27.129	17.579	26.580	1:33.487	287
5	22.163	27.145	17.669	26.143	1:33.120	292	3	22.136	27.107	17.666	26.058	1:32.967	297
6	22.234	27.174	17.646	26.376	1:33.430	292	4	22.390	27.070	17.643	25.985	1:33.088	298
7	22.212	26.938	17.587	26.233	1:32.970	293	5	22.349	26.998	17.698	25.999	1:33.044	295
8	22.219	26.968	17.794	26.289	1:33.270	292							
9	22.332	27.124	17.548	26.161	1:33.165	284	33 Sloan FROST (NZ) (17th)						
10	22.257	26.940	17.598	26.241	1:33.036	292	1	30.778	28.526	18.116	26.874	1:44.294	224
11	22.202	27.094	17.652	26.232	1:33.180	293	2	22.778	27.450	18.112	26.561	1:34.901	294
12	22.262	26.959	17.652	26.679	1:33.552	292	3	22.750	27.301	18.222	26.735	1:35.008	293
							4	22.768	27.286	18.367	26.769	1:35.190	290
29 Ted COLLINS (VIC) (11th)							5	22.995	27.900	18.447	26.919	1:36.261	288
1	30.143	28.508	18.139	26.543	1:43.333	221	6	23.138	27.612	18.531	26.825	1:36.106	286
2	22.756	27.546	18.205	26.302	1:34.809	291	7	23.047	27.579	18.352	26.808	1:35.786	290
3	22.673	27.403	17.930	26.340	1:34.346	290	8	23.091	27.605	18.373	26.927	1:35.996	288
4	22.661	27.439	18.079	26.209	1:34.388	290	9	23.033	27.804	18.635	27.119	1:36.591	288
5	22.786	28.103	18.184	26.353	1:35.426	296	10	23.366	27.908	18.695	27.204	1:37.173	283
6	22.979	27.858	18.087	26.702	1:35.626	298	11	23.797	28.225	18.712	27.469	1:38.203	284
7	22.564	27.406	18.061	26.508	1:34.539	287	12	23.504	28.380	18.721	27.362	1:37.967	283
8	22.621	27.542	18.099	26.530	1:34.792	288							
9	22.641	27.525	18.073	26.431	1:34.670	289	37 Hamish McMURRAY (NSW) (32th)						
10	22.602	27.502	18.157	26.644	1:34.905	289	1	33.119	30.030	19.496	28.107	1:50.752	210
11	22.391	27.454	18.076	26.573	1:34.494	290	2	24.806	29.659	19.514	27.857	1:41.836	260
12	22.531	27.429	18.054	26.392	1:34.406	289	3	24.430	29.825	19.449	28.400	1:42.104	266
							4	24.841	29.892	19.923	28.579	1:43.235	265
30 Mark CHIDO (VIC) (15th)							5	24.572	29.567	19.671	28.628	1:42.438	262
1	29.987	28.418	18.088	26.525	1:43.018	213	6	25.090	30.003	19.798	28.321	1:43.212	255
2	22.442	27.408	18.036	26.416	1:34.302	294	7	24.761	29.815	19.640	28.608	1:42.824	263
3	22.476	27.526	17.928	26.442	1:34.372	290	8	24.912	30.103	19.802	28.393	1:43.210	263
4	22.759	27.654	17.925	26.692	1:35.030	290	9	25.018	30.049	19.734	28.360	1:43.161	258
5	23.093	27.715	18.023	26.570	1:35.401	288	10	24.946	31.224	20.161	28.585	1:44.916	262
6	23.300	27.461	18.106	27.103	1:35.970	286	11	25.149	30.723	19.747	28.401	1:44.020	255
7	23.006	27.842	18.133	26.919	1:35.900	278							
8	22.681	27.748	18.157	26.756	1:35.342	281	41 Max CROKER (NSW) (12th)						
9	22.809	27.665	18.299	26.715	1:35.488	279	1	29.822	28.323	18.184	26.277	1:42.606	218
10	22.631	27.637	18.271	26.686	1:35.225	284	2	22.545	27.549	17.934	26.217	1:34.245	299
11	27.331	28.700	18.374	27.068	1:41.473	286	3	22.630	27.256	17.998	26.331	1:34.215	296
12	22.811	27.733	18.264	26.894	1:35.702	281	4	22.579	27.316	18.027	26.384	1:34.306	299


Scott Laing
 Chief Time Keeper - Scott Laing

Tom Williams
 Clerk of Course - Tom Williams



COMPUTIME RACE TIMING SYSTEMS PTY LTD
www.computime.com.au

E-mail: scott@computime.com.au / Ph: 0418 17 13 17



Computime Race Timing Systems Pty Ltd © 1996
 Licensed to Computime Race Timing Systems



ASBK RESULTS

AUSTRALIAN SUPERBIKE CHAMPIONSHIP

Race 1

Date: 23/02/19
 Event: R03
 Weather: Sunny - Temp: 20.5C
 Track: Dry - Temp: 39.0C

Started at: 11:39:58
 Laps: 12
 Starters: 34
 Printed at: 11:04

PROVISIONAL SPLIT TIMES

Lap	Split 1	Split 2	Split 3	Split 4	Lap Time	Spd	Lap	Split 1	Split 2	Split 3	Split 4	Lap Time	Spd
5	22.533	27.413	18.086	26.426	1:34.458	299	2	22.222	26.932	17.649	25.897	1:32.700	290
6	22.718	27.404	18.182	26.604	1:34.908	298	3	22.328	26.851	17.857	26.099	1:33.135	289
7	22.727	27.536	18.280	26.554	1:35.097	292	4	22.475	27.082	17.620	25.944	1:33.121	290
8	22.859	27.822	18.372	26.867	1:35.920	290	5	22.435	27.008	17.692	25.989	1:33.124	284
9	22.865	27.496	18.287	26.725	1:35.373	287	6	22.379	27.206	17.714	26.096	1:33.395	290
10	22.931	27.578	18.353	26.808	1:35.670	286	7	22.490	26.904	17.679	25.920	1:32.993	284
11	22.767	27.448	18.185	26.497	1:34.897	286	8	22.345	27.071	17.753	26.067	1:33.236	283
12	22.600	27.634	18.211	26.743	1:35.188	293	9	22.386	27.208	17.696	25.945	1:33.235	291
							10	22.346	26.940	17.707	26.065	1:33.058	286
							11	22.444	27.101	17.798	25.967	1:33.310	289
							12	22.273	26.909	17.784	26.193	1:33.159	295
44 William DAVIDSON (NSW) (28th)													
1	38.190	28.879	19.049	27.409	1:53.527								
2	23.884	29.065	19.037	27.295	1:39.281	278							
3	23.518	28.479	18.959	27.784	1:38.740	278	55 Brian HOUGHTON (QLD) (27th)						
4	23.788	28.788	19.099	27.778	1:39.453	281	1	32.552	29.399	18.961	27.855	1:48.767	209
5	24.138	29.272	19.378	27.774	1:40.562	270	2	23.718	29.025	18.963	27.815	1:39.521	278
6	23.955	29.082	19.075	27.767	1:39.879	276	3	23.854	29.048	19.172	27.855	1:39.929	270
7	23.852	28.749	19.284	27.712	1:39.597	274	4	24.304	28.746	19.273	28.345	1:40.668	269
8	23.945	28.696	19.351	28.103	1:40.095	276	5	23.912	29.173	18.970	28.156	1:40.211	273
9	23.894	28.762	19.176	28.137	1:39.969	275	6	24.239	28.882	18.991	27.893	1:40.005	273
10	24.043	28.749	19.742	28.048	1:40.582	267	7	24.378	28.765	18.936	27.651	1:39.730	273
11	24.430	29.570	19.640	28.099	1:41.739	273	8	23.846	28.758	18.971	27.729	1:39.304	272
12	24.198	29.305	19.654	28.189	1:41.346	270	9	23.963	28.788	18.960	27.866	1:39.577	264
							10	23.655	29.059	18.797	27.870	1:39.381	274
							11	23.743	28.739	18.780	27.882	1:39.144	276
46 Michael JONES (QLD) (8th)							12	23.934	28.818	19.010	28.125	1:39.887	275
1	29.739	28.322	18.012	26.301	1:42.374	218							
2	22.340	27.093	17.756	26.199	1:33.388	305	61 Arthur SISSIS (SA) (DNF)						
3	22.301	28.334	18.108	26.425	1:35.168	301	1	29.678	28.167	18.052	26.304	1:42.201	227
4	22.554	27.303	18.046	26.392	1:34.295	298	2	22.846	27.432	17.821	26.485	1:34.584	295
5	22.611	27.120	17.933	26.461	1:34.125	295	3	22.836	27.479	17.926	26.353	1:34.594	289
6	22.539	26.951	17.982	26.387	1:33.859	296	4	22.886	27.351	18.100	26.853	1:35.190	295
7	22.587	26.994	17.973	26.431	1:33.985	297	5	22.937	27.560	18.028	26.927	1:35.452	286
8	22.487	27.057	17.950	26.422	1:33.916	296	6	23.145	28.371	18.322	27.805	1:37.643	288
9	22.441	27.088	17.849	26.263	1:33.641	298	7	23.472	27.832	18.214	27.077	1:36.595	290
10	22.452	27.066	17.930	26.438	1:33.886	299	8	22.995	27.710	18.451	48.243	1:57.399	286
11	22.663	27.108	18.202	26.467	1:34.440	303							
12	22.636	27.381	17.895	26.567	1:34.479	293	62 Brendan McINTYRE (NSW) (22th)						
							1	31.459	29.206	19.034	27.125	1:46.824	227
47 Wayne MAXWELL (VIC) (1st)							2	23.433	28.172	18.797	27.084	1:37.486	284
1	28.551	27.486	18.018	26.346	1:40.401	214							

Scott Laing
 Chief Time Keeper - Scott Laing

Tom Williams
 Clerk of Course - Tom Williams



COMPUTIME RACE TIMING SYSTEMS PTY LTD
www.computime.com.au

E-mail: scott@computime.com.au / Ph: 0418 17 13 17





ASBK RESULTS

AUSTRALIAN SUPERBIKE CHAMPIONSHIP

Date: 23/02/19
 Event: R03
 Weather: Sunny - Temp: 20.5C
 Track: Dry - Temp: 39.0C

Race 1

Started at: 11:39:58
 Laps: 12
 Starters: 34
 Printed at: 11:04

PROVISIONAL SPLIT TIMES

Lap	Split 1	Split 2	Split 3	Split 4	Lap Time	Spd	Lap	Split 1	Split 2	Split 3	Split 4	Lap Time	Spd
3	23.646	28.185	19.082	27.169	1:38.082	279	1	29.127	27.636	17.804	26.082	1:40.649	224
4	23.587	28.124	18.811	27.484	1:38.006	280	2	22.578	27.118	17.627	26.055	1:33.378	297
5	23.595	28.513	18.850	27.320	1:38.278	279	3	22.206	27.058	17.727	26.031	1:33.022	300
6	24.020	28.240	18.759	27.550	1:38.569	278	4	22.351	27.083	17.578	26.067	1:33.079	297
7	24.114	27.998	18.809	27.366	1:38.287	276	5	22.302	27.060	17.617	26.521	1:33.500	301
8	23.733	28.166	18.818	27.317	1:38.034	274	6	22.413	27.102	17.603	25.999	1:33.117	301
9	23.930	28.427	18.759	27.251	1:38.367	276	7	22.237	26.935	17.607	26.046	1:32.825	298
10	23.242	28.169	18.629	27.082	1:37.122	281	8	22.295	27.200	17.797	26.201	1:33.493	298
11	23.343	28.457	18.744	27.316	1:37.860	283	9	22.266	26.899	17.645	26.044	1:32.854	293
12	23.783	28.492	19.098	27.369	1:38.742	283	10	22.383	27.036	17.686	26.069	1:33.174	296
							11	22.164	27.091	17.693	26.111	1:33.059	294
							12	22.150	27.037	17.676	26.174	1:33.037	295
63 Dominic DE LEON (NSW) (31th)													
1	32.009	29.529	19.184	27.700	1:48.422	232							
2	23.815	28.932	19.115	27.710	1:39.572	285	76 Paul VAN DER HEIDEN (SA) (30th)						
3	23.862	29.174	19.671	28.228	1:40.935	281	1	33.282	30.058	19.653	27.862	1:50.855	203
4	24.412	29.500	19.417	28.041	1:41.370	273	2	23.816	29.192	19.180	27.621	1:39.809	285
5	23.802	29.818	19.292	28.133	1:41.045	283	3	23.792	29.194	19.200	27.513	1:39.699	290
6	24.062	29.746	19.236	28.120	1:41.164	279	4	23.985	29.460	19.121	28.013	1:40.579	281
7	24.714	29.375	19.658	28.111	1:41.858	254	5	23.899	29.917	19.511	27.998	1:41.325	286
8	24.919	30.040	19.485	28.304	1:42.748	262	6	24.194	29.195	19.225	27.906	1:40.520	281
9	24.516	30.320	20.068	28.721	1:43.625	271	7	24.783	29.549	19.515	27.887	1:41.734	287
10	24.817	30.262	19.915	28.813	1:43.807	271	8	24.152	29.245	19.427	27.805	1:40.629	283
11	24.796	30.900	23.403	28.735	1:47.834	268	9	24.083	29.332	19.336	27.967	1:40.718	278
							10	24.371	29.502	19.630	28.649	1:42.152	278
65 Cru HALLIDAY (VIC) (4th)							11	24.396	29.207	19.346	28.169	1:41.118	277
1	28.770	27.454	17.959	26.372	1:40.555	212	12	24.462	29.383	19.484	28.305	1:41.634	274
2	22.337	26.931	17.662	25.980	1:32.910	296	82 Ryan YANKO (QLD) (24th)						
3	22.560	27.037	17.623	26.091	1:33.311	293	1	31.275	28.990	18.828	26.983	1:46.076	225
4	22.307	27.119	17.645	26.124	1:33.195	298	2	23.435	34.521	19.230	27.655	1:44.841	290
5	22.235	27.055	17.621	26.186	1:33.097	298	3	23.867	28.329	18.607	27.475	1:38.278	275
6	22.158	27.041	17.699	26.156	1:33.054	297	4	24.236	28.902	19.286	27.699	1:40.123	280
7	22.432	27.010	17.684	26.060	1:33.186	294	5	24.160	28.791	18.966	27.490	1:39.407	283
8	22.407	27.223	17.798	26.289	1:33.717	294	6	24.043	28.428	18.693	27.330	1:38.494	278
9	22.527	27.013	17.755	26.116	1:33.411	289	7	23.921	28.251	18.801	27.225	1:38.198	277
10	22.131	27.019	17.664	26.072	1:32.886	296	8	23.899	28.787	18.829	27.315	1:38.830	282
11	22.199	26.988	17.686	26.252	1:33.125	296	9	24.049	28.482	18.906	27.593	1:39.030	277
12	22.207	27.023	17.767	26.388	1:33.385	298	10	24.260	28.517	18.880	27.830	1:39.487	275
							11	24.069	28.728	19.036	27.600	1:39.433	275
67 Bryan STARING (WA) (3rd)													


Scott Laing
 Chief Time Keeper - Scott Laing

Tom Williams
 Clerk of Course - Tom Williams



COMPUTIME RACE TIMING SYSTEMS PTY LTD
 www.computime.com.au

E-mail: scott@computime.com.au / Ph: 0418 17 13 17



Computime Race Timing Systems Pty Ltd © 1996
 Licensed to Computime Race Timing Systems



ASBK RESULTS

AUSTRALIAN SUPERBIKE CHAMPIONSHIP

Race 1

Date: 23/02/19
 Event: R03
 Weather: Sunny - Temp: 20.5C
 Track: Dry - Temp: 39.0C

Started at: 11:39:58
 Laps: 12
 Starters: 34
 Printed at: 11:04

PROVISIONAL SPLIT TIMES

Lap	Split 1	Split 2	Split 3	Split 4	Lap Time	Spd	Lap	Split 1	Split 2	Split 3	Split 4	Lap Time	Spd
12	24.178	28.579	18.904	27.638	1:39.299	275	7	22.774	27.552	18.214	26.463	1:35.003	290
							8	22.786	27.851	18.362	26.748	1:35.747	289
							9	22.751	27.739	18.480	26.807	1:35.777	284
85 Aleksander SAVIN (VIC) (29th)							10	23.063	27.799	18.503	26.850	1:36.215	281
1	32.924	29.725	19.302	27.703	1:49.654	220	11	23.048	28.078	18.543	26.794	1:36.463	283
2	23.989	29.318	19.030	27.516	1:39.853	273	12	22.938	27.814	18.561	26.963	1:36.276	282
3	23.718	28.718	19.055	28.029	1:39.520	281							
4	23.798	29.103	19.275	27.972	1:40.148	275							
5	24.475	30.684	19.373	28.373	1:42.905	262	98 Evan BYLES (SA) (25th)						
6	24.268	29.126	19.170	27.883	1:40.447	273	1	32.363	29.814	19.270	27.956	1:49.403	230
7	24.953	29.378	19.502	27.982	1:41.815	272	2	24.064	28.657	19.055	27.331	1:39.107	281
8	25.112	29.363	19.139	27.797	1:41.411	265	3	23.971	28.876	19.280	27.550	1:39.677	278
9	24.222	29.811	19.284	27.753	1:41.070	269	4	23.985	28.613	18.913	27.546	1:39.057	276
10	24.184	29.197	19.332	28.253	1:40.966	262	5	24.008	28.587	18.790	27.900	1:39.285	276
11	24.036	29.212	19.144	28.907	1:41.299	270	6	24.479	28.632	19.049	27.650	1:39.810	273
12	24.431	29.614	19.362	27.740	1:41.147	266	7	23.919	28.636	18.952	27.409	1:38.916	273
							8	24.386	28.849	18.948	27.631	1:39.814	274
							9	23.826	29.107	19.012	27.801	1:39.746	276
91 Simon BARBACETTO (NSW) (23th)							10	24.122	28.802	18.723	27.520	1:39.167	276
1	31.680	29.197	19.417	27.441	1:47.735	229	11	23.943	28.576	18.987	27.525	1:39.031	276
2	23.473	28.795	18.945	27.313	1:38.526	288	12	23.911	28.484	18.956	27.318	1:38.669	275
3	23.613	28.840	18.805	27.455	1:38.713	283							
4	23.686	28.986	18.578	27.182	1:38.432	283							
5	23.497	28.467	18.596	27.084	1:37.644	281	168 Glenn SCOTT (NSW) (13th)						
6	23.883	28.489	18.643	27.091	1:38.106	282	1	30.263	28.887	18.181	26.322	1:43.653	233
7	23.948	28.519	18.534	27.077	1:38.078	280	2	22.732	27.601	18.082	26.601	1:35.016	288
8	23.476	28.308	18.569	27.308	1:37.661	279	3	22.602	27.717	17.989	26.393	1:34.701	300
9	23.565	28.526	18.668	27.380	1:38.139	281	4	22.536	27.551	18.015	26.551	1:34.653	303
10	23.512	28.568	18.570	27.279	1:37.929	279	5	22.515	27.549	18.063	26.503	1:34.630	301
11	23.596	28.661	18.791	27.275	1:38.323	280	6	22.956	27.760	18.138	26.675	1:35.529	303
12	23.524	28.367	18.748	27.324	1:37.963	280	7	22.801	27.840	18.222	26.849	1:35.712	290
							8	22.581	27.575	18.167	26.675	1:34.998	298
							9	22.650	27.712	18.152	26.682	1:35.196	298
92 Damon REES (NZ) (16th)							10	22.702	27.595	18.138	27.090	1:35.525	297
1	30.675	29.028	18.553	26.622	1:44.878	212	11	22.695	27.544	18.166	26.769	1:35.174	298
2	22.980	27.940	18.091	26.741	1:35.752	294	12	22.746	27.499	18.165	26.944	1:35.354	294
3	23.000	27.663	18.267	26.504	1:35.434	290							
4	22.620	27.602	18.300	26.743	1:35.265	297							
5	22.816	27.857	18.289	26.539	1:35.501	286							
6	22.777	27.571	18.164	26.440	1:34.952	290							

The results are provisional until the end of the time limit for protests and appeals.



 Chief Time Keeper - Scott Laing


 Clerk of Course - Tom Williams



Computime Race Timing Systems Pty Ltd © 1996
 Licensed to Computime Race Timing Systems
COMPUTIME RACE TIMING SYSTEMS PTY LTD
www.computime.com.au

E-mail: scott@computime.com.au / Ph: 0418 17 13 17





ASBK RESULTS

AUSTRALIAN SUPERBIKE CHAMPIONSHIP

Race 1

Date: 23/02/19
 Event: R03
 Weather: Sunny - Temp: 20.5C
 Track: Dry - Temp: 39.0C

Started at: 11:39:58
 Laps: 12
 Starters: 34
 Printed at: 11:04

PROVISIONAL FASTEST LAPS SEQUENCE

Lap	Race Pos	No	Name	Machine	Fastest Lap	On Lap
1	1	32	Troy BAYLISS (QLD)	Ducati Panigale FE	1:40.089	1
2	1	47	Wayne MAXWELL (VIC)	Suzuki GSX-R	1:32.700	2

The results are provisional until the end of the time limit for protests and appeals.

Scott Laing
 Chief Time Keeper - Scott Laing

Tom Williams
 Clerk of Course - Tom Williams

Computime Race Timing Systems Pty Ltd © 1996
 Licensed to Computime Race Timing Systems

COMPUTIME RACE TIMING SYSTEMS PTY LTD
www.computime.com.au

E-mail: scott@computime.com.au / Ph: 0418 17 13 17





ASBK RESULTS

AUSTRALIAN SUPERBIKE CHAMPIONSHIP

Race 1

Date: 23/02/19
Event: R03
Weather: Sunny - Temp: 20.5C
Track: Dry - Temp: 39.0C

Started at: 11:39:58
Laps: 12
Starters: 34
Printed at: 11:04

PROVISIONAL LAP SHEET

No	Lap Time	Gap	No	Lap Time	Gap	No	Lap Time	Gap	No	Lap Time	Gap	No	Lap Time	Gap
Lap 1			25	1:33.970	1.273	61	1:34.594	5.143	22	1:35.798	12.495	82	1:39.407	36.314
32	1:40.089		21	1:33.330	1.277	30	1:34.372	5.456	11	1:36.501	14.517	55	1:40.211	36.685
47	1:40.401	.312	14	1:34.168	1.663	29	1:34.346	6.252	13	1:37.198	16.251	23	1:40.438	37.366
25	1:40.404	.315	1	1:33.522	1.845	168	1:34.701	7.134	62	1:38.006	21.107	63	1:41.045	38.933
65	1:40.555	.466	46	1:33.388	2.661	33	1:35.008	7.967	24	1:37.652	21.157	44	1:40.562	39.152
14	1:40.596	.507	12	1:34.218	2.966	22	1:35.589	9.752	91	1:38.432	24.115	85	1:42.905	39.669
67	1:40.649	.560	61	1:34.584	3.684	92	1:35.434	9.828	98	1:39.057	27.953	76	1:41.325	39.856
28	1:40.747	.658	41	1:34.245	3.750	8	1:34.656	9.882	55	1:40.668	29.594	37	1:42.438	47.954
21	1:41.048	.959	30	1:34.302	4.219	11	1:36.169	11.071	85	1:40.148	29.884			
1	1:41.424	1.335	29	1:34.809	5.041	13	1:36.798	12.108	82	1:40.123	30.027	Lap 6		
12	1:41.849	1.760	168	1:35.016	5.568	62	1:38.082	16.156	23	1:40.168	30.048	28	1:33.430	
61	1:42.201	2.112	33	1:34.901	6.094	24	1:37.820	16.560	63	1:41.370	31.008	47	1:33.395	.035
46	1:42.374	2.285	22	1:35.726	7.298	91	1:38.713	18.738	76	1:40.579	31.651	65	1:33.054	.281
41	1:42.606	2.517	92	1:35.752	7.529	98	1:39.677	21.951	44	1:39.453	31.710	21	1:32.879	.611
8	1:42.779	2.690	11	1:35.939	8.037	55	1:39.929	21.981	37	1:43.235	38.636	67	1:33.117	.904
30	1:43.018	2.929	8	1:38.683	8.361	63	1:40.935	22.693				25	1:33.372	1.247
29	1:43.333	3.244	13	1:36.186	8.445	85	1:39.520	22.791	Lap 5			1	1:33.494	2.262
168	1:43.653	3.564	62	1:37.486	11.209	23	1:39.144	22.935	28	1:33.120		14	1:34.293	4.997
33	1:44.294	4.205	24	1:37.928	11.875	82	1:38.278	22.959	47	1:33.124	.070	46	1:33.859	7.368
22	1:44.673	4.584	91	1:38.526	13.160	76	1:39.699	24.127	32	1:33.044	.264	12	1:34.412	8.300
92	1:44.878	4.789	63	1:39.572	14.893	44	1:38.740	25.312	65	1:33.097	.657	41	1:34.908	8.897
11	1:45.199	5.110	55	1:39.521	15.187	37	1:42.104	28.456	21	1:33.326	1.162	29	1:35.626	12.087
13	1:45.360	5.271	98	1:39.107	15.409				67	1:33.500	1.217	30	1:35.970	12.252
82	1:46.076	5.987	85	1:39.853	16.406	Lap 4			25	1:33.061	1.305	168	1:35.529	12.341
62	1:46.824	6.735	23	1:40.375	16.926	28	1:32.847		1	1:33.278	2.198	61	1:37.643	13.823
24	1:47.048	6.959	76	1:39.809	17.563	47	1:33.121	.066	14	1:34.248	4.134	8	1:35.034	15.747
91	1:47.735	7.646	82	1:44.841	17.816	32	1:33.088	.340	46	1:34.125	6.939	33	1:36.106	15.919
63	1:48.422	8.333	37	1:41.836	19.487	65	1:33.195	.680	12	1:34.719	7.318	92	1:34.952	15.941
55	1:48.767	8.678	44	1:39.281	19.707	67	1:33.079	.837	41	1:34.458	7.419	22	1:36.685	18.618
98	1:49.403	9.314				21	1:33.155	.956	61	1:35.452	9.610	11	1:37.865	22.716
23	1:49.652	9.563	Lap 3			25	1:33.228	1.364	30	1:35.401	9.712	13	1:37.545	24.630
85	1:49.654	9.565	47	1:33.135		1	1:33.155	2.040	29	1:35.426	9.891	62	1:38.569	31.404
37	1:50.752	10.663	28	1:32.820	.208	14	1:34.178	3.006	168	1:34.630	10.242	24	1:38.475	31.456
76	1:50.855	10.766	32	1:32.967	.307	12	1:34.268	5.719	33	1:36.261	13.243	91	1:38.106	33.315
44	1:53.527	13.438	65	1:33.311	.540	46	1:34.295	5.934	8	1:35.035	14.143	98	1:39.810	40.498
			67	1:33.022	.813	41	1:34.306	6.081	92	1:35.501	14.419	82	1:38.494	41.378
			21	1:32.714	.856	61	1:35.190	7.278	22	1:35.988	15.363	55	1:40.005	43.260
			25	1:33.053	1.191	30	1:35.030	7.431	11	1:36.884	18.281	23	1:39.371	43.307
			14	1:33.355	1.883	29	1:34.388	7.585	13	1:37.384	20.515	44	1:39.879	45.601
			1	1:33.230	1.940	168	1:34.653	8.732	62	1:38.278	26.265	63	1:41.164	46.667
			12	1:34.675	4.506	33	1:35.190	10.102	24	1:38.374	26.411	85	1:40.447	46.686
			46	1:35.168	4.694	92	1:35.265	12.038	91	1:37.644	28.639	76	1:40.520	46.946
			41	1:34.215	4.830	8	1:35.401	12.228	98	1:39.285	34.118	37	1:43.212	57.736

Scott Laing
Chief Time Keeper - Scott Laing

Tom Williams
Clerk of Course - Tom Williams



Computime Race Timing Systems Pty Ltd © 1996
Licensed to Computime Race Timing Systems

COMPUTIME RACE TIMING SYSTEMS PTY LTD

www.computime.com.au

E-mail: scott@computime.com.au / Ph: 0418 17 13 17





ASBK RESULTS

AUSTRALIAN SUPERBIKE CHAMPIONSHIP

Race 1

Started at: 11:39:58

Laps: 12

Starters: 34

Printed at: 11:04

Date: 23/02/19
Event: R03
Weather: Sunny - Temp: 20.5C
Track: Dry - Temp: 39.0C

PROVISIONAL LAP SHEET

No	Lap Time	Gap	No	Lap Time	Gap	No	Lap Time	Gap	No	Lap Time	Gap	No	Lap Time	Gap		
Lap 7																
28	1:32.970		1	1:34.818	4.887	8	1:34.944	21.140	82	1:39.487	1:04.482	47	1:33.159			
47	1:32.993	.058	14	1:34.743	7.826	92	1:35.777	23.063	98	1:39.167	1:05.700	28	1:33.552	.147		
65	1:33.186	.497	46	1:33.916	9.029	33	1:36.591	24.887	23	1:39.097	1:07.851	67	1:33.037	.320		
67	1:32.825	.759	12	1:34.921	11.413	22	1:38.135	31.204	55	1:39.381	1:08.811	65	1:33.385	.965		
21	1:33.489	1.130	41	1:35.920	13.674	11	1:37.453	35.617	44	1:40.582	1:13.403	21	1:33.297	1.005		
25	1:33.159	1.436	29	1:34.792	15.178	13	1:39.140	40.848	85	1:40.966	1:19.507	25	1:34.566	4.538		
1	1:34.047	3.339	168	1:34.998	16.811	24	1:37.807	46.323	76	1:42.152	1:19.738	63	1:47.834	1 lap		
14	1:34.326	6.353	30	1:35.342	17.254	62	1:38.367	46.687	63	1:43.807	1:26.264	14	1:34.664	12.685		
46	1:33.985	8.383	8	1:35.196	19.361	91	1:38.139	47.788	Lap 11					46	1:34.479	12.689
12	1:34.432	9.762	92	1:35.747	20.451	82	1:39.030	58.031	28	1:33.180		1	1:35.672	13.871		
41	1:35.097	11.024	33	1:35.996	21.461	98	1:39.746	59.569	47	1:33.310	.246	37	1:44.020	1 lap		
29	1:34.539	13.656	22	1:37.409	26.234	23	1:39.188	1:01.790	67	1:33.059	.688	12	1:35.691	20.521		
168	1:35.712	15.083	11	1:37.481	31.329	55	1:39.577	1:02.466	65	1:33.125	.985	29	1:34.406	20.867		
30	1:35.900	15.182	13	1:38.832	34.873	44	1:39.969	1:05.857	21	1:32.907	1.113	41	1:35.188	22.016		
8	1:34.658	17.435	62	1:38.034	41.485	76	1:40.718	1:10.622	25	1:34.193	3.377	168	1:35.354	25.274		
61	1:36.595	17.448	61	1:57.399	41.577	85	1:41.070	1:11.577	25	1:34.193	3.377	8	1:34.520	25.582		
92	1:35.003	17.974	24	1:38.059	41.681	63	1:43.625	1:15.493	37	1:43.161	1:27.526	30	1:35.702	32.356		
33	1:35.786	18.735	91	1:37.661	42.814	37	1:43.161	1:27.526	14	1:34.374	11.426	92	1:36.276	32.396		
22	1:36.447	22.095	82	1:38.830	52.166	Lap 10					1	1:35.482	11.604	33	1:37.967	38.609
11	1:37.372	27.118	98	1:39.814	52.988	28	1:33.036		46	1:34.440	11.615	22	1:38.515	46.245		
13	1:37.651	29.311	23	1:39.426	55.767	47	1:33.058	.116	12	1:35.921	18.235	11	1:37.882	49.155		
62	1:38.287	36.721	55	1:39.304	56.054	67	1:33.174	.809	29	1:34.494	19.866	24	1:38.218	1:00.101		
24	1:38.406	36.892	44	1:40.095	59.053	65	1:32.886	1.040	41	1:34.897	20.233	13	1:39.243	1:00.736		
91	1:38.078	38.423	76	1:40.629	1:03.069	21	1:33.088	1.386	168	1:35.174	23.325	62	1:38.742	1:00.790		
98	1:38.916	46.444	85	1:41.411	1:03.672	25	1:33.556	2.364	8	1:34.804	24.467	91	1:37.963	1:02.382		
82	1:38.198	46.606	63	1:42.748	1:05.033	1	1:35.378	9.302	92	1:36.463	29.525	82	1:39.299	1:16.629		
23	1:39.274	49.611	37	1:43.210	1:17.530	14	1:34.244	10.232	30	1:41.473	30.059	98	1:38.669	1:16.815		
55	1:39.730	50.020	Lap 9					46	1:33.886	10.355	33	1:38.203	34.047	23	1:39.417	1:19.617
44	1:39.597	52.228	28	1:33.165		12	1:35.076	15.494	22	1:38.087	41.135	55	1:39.887	1:21.257		
85	1:41.815	55.531	47	1:33.235	.094	41	1:35.670	18.516	11	1:37.855	44.678	44	1:41.346	1:29.903		
63	1:41.858	55.555	67	1:32.854	.671	29	1:34.905	18.552	13	1:39.896	54.898	85	1:41.147	1:35.368		
76	1:41.734	55.710	65	1:33.411	1.190	168	1:35.525	21.331	24	1:37.991	55.288	76	1:41.634	1:35.905		
37	1:42.824	1:07.590	21	1:33.423	1.334	30	1:35.225	21.766	62	1:37.860	55.453					
Lap 8																
28	1:33.270		25	1:33.571	1.844	8	1:34.739	22.843	82	1:39.433	1:10.735					
47	1:33.236	.024	1	1:35.238	6.960	92	1:36.215	26.242	98	1:39.031	1:11.551					
65	1:33.717	.944	14	1:34.363	9.024	33	1:37.173	29.024	23	1:38.934	1:13.605					
67	1:33.493	.982	46	1:33.641	9.505	22	1:38.060	36.228	55	1:39.144	1:14.775					
21	1:33.216	1.076	12	1:35.206	13.454	11	1:37.422	40.003	44	1:41.739	1:21.962					
25	1:33.272	1.438	41	1:35.373	15.882	13	1:40.370	48.182	85	1:41.299	1:27.626					
			29	1:34.670	16.683	24	1:37.190	50.477	76	1:41.118	1:27.676					
			168	1:35.196	18.842	62	1:37.122	50.773	Lap 12							
			30	1:35.488	19.577	91	1:37.929	52.681								

The results are provisional until the end of the time limit for protests and appeals.

Scott Laing
Chief Time Keeper - Scott Laing

Tom Williams
Clerk of Course - Tom Williams



Computime Race Timing Systems Pty Ltd © 1996
Licensed to Computime Race Timing Systems

COMPUTIME RACE TIMING SYSTEMS PTY LTD

www.computime.com.au

E-mail: scott@computime.com.au / Ph: 0418 17 13 17





ASBK RESULTS

AUSTRALIAN SUPERBIKE CHAMPIONSHIP

Race 1

Date: 23/02/19
Event: R03
Weather: Sunny - Temp: 20.5C
Track: Dry - Temp: 39.0C

Started at: 11:39:58
Laps: 12
Starters: 34
Printed at: 11:04

PROVISIONAL LAP CHART

Grid	1	2	3	4	5	6	7	8	9	10	11	12
28	32	47	47	28	28	28	28	28	28	28	28	47
65	47	65	28	47	47	47	47	47	47	47	47	28
25	25	32	32	32	32	65	65	65	67	67	67	67
21	65	28	65	65	65	21	67	67	65	65	65	65
32	14	67	67	67	21	67	21	21	21	21	21	21
47	67	25	21	21	67	25	25	25	25	25	25	25
46	28	21	25	25	25	1	1	1	1	1	14	14
1	21	14	14	1	1	14	14	14	14	14	1	46
14	1	1	1	14	14	46	46	46	46	46	46	1
67	12	46	12	12	46	12	12	12	12	12	12	12
30	61	12	46	46	12	41	41	41	41	41	29	29
29	46	61	41	41	41	29	29	29	29	29	41	41
12	41	41	61	61	61	30	168	168	168	168	168	168
41	8	30	30	30	30	168	30	30	30	30	8	8
61	30	29	29	29	29	61	8	8	8	8	92	30
8	29	168	168	168	168	8	61	92	92	92	30	92
33	168	33	33	33	33	33	92	33	33	33	33	33
92	33	22	22	92	8	92	33	22	22	22	22	22
168	22	92	92	8	92	22	22	11	11	11	11	11
22	92	11	8	22	22	11	11	13	13	13	13	24
11	11	8	11	11	11	13	13	62	24	24	24	13
13	13	13	13	13	13	62	62	61	62	62	62	62
44	82	62	62	62	62	24	24	24	91	91	91	91
82	62	24	24	24	24	91	91	91	82	82	82	82
24	24	91	91	91	91	98	98	82	98	98	98	98
91	91	63	98	98	98	82	82	98	23	23	23	23
62	63	55	55	55	82	55	23	23	55	55	55	55
98	55	98	63	85	55	23	55	55	44	44	44	44
23	98	85	85	82	23	44	44	44	76	85	85	85
63	23	23	23	23	63	63	85	76	85	76	76	76
55	85	76	82	63	44	85	63	85	63	63	63	63
85	37	82	76	76	85	76	76	63	37	37	37	37
37	76	37	44	44	76	37	37	37				
76	44	44	37	37	37							

The results are provisional until the end of the time limit for protests and appeals.

Scott Laing
Chief Time Keeper - Scott Laing

Tom Williams
Clerk of Course - Tom Williams



Computime Race Timing Systems Pty Ltd © 1996
Licensed to Computime Race Timing Systems
COMPUTIME RACE TIMING SYSTEMS PTY LTD
www.computime.com.au

E-mail: scott@computime.com.au / Ph: 0418 17 13 17





ASBK RESULTS

AUSTRALIAN SUPERBIKE CHAMPIONSHIP

Race 1

Date: 23/02/19
 Event: R03
 Weather: Sunny - Temp: 20.5C
 Track: Dry - Temp: 39.0C

Started at: 11:39:58
 Laps: 12
 Starters: 34
 Printed at: 11:04

PROVISIONAL BEST PARTIAL TIMES

Pos	Split 1		Split 2		Split 3		Split 4		LAP		Ideal	Fastest
	Name	Time	Name	Time	Name	Time	Name	Time	Name	Time		
1	J. WATERS	22.100	A. WAGNER	26.621	A. WAGNER	17.424	J. WATERS	25.829	A. WAGNER	1:32.168	1:32.820	
2	A. WAGNER	22.120	W. MAXWELL	26.851	B. STARING	17.578	W. MAXWELL	25.897	J. WATERS	1:32.545	1:32.714	
3	C. HALLIDAY	22.131	D. FALZON	26.895	T. BAYLISS	17.579	D. FALZON	25.915	W. MAXWELL	1:32.590	1:32.700	
4	T. BAYLISS	22.136	B. STARING	26.899	W. MAXWELL	17.620	C. HALLIDAY	25.980	B. STARING	1:32.626	1:32.825	
5	B. STARING	22.150	J. WATERS	26.922	C. HALLIDAY	17.621	T. BAYLISS	25.985	C. HALLIDAY	1:32.663	1:32.886	
6	T. HERFOSS	22.156	C. HALLIDAY	26.931	T. HERFOSS	17.672	T. HERFOSS	25.996	T. BAYLISS	1:32.698	1:32.967	
7	D. FALZON	22.160	M. JONES	26.951	J. WATERS	17.694	B. STARING	25.999	D. FALZON	1:32.715	1:33.053	
8	W. MAXWELL	22.222	T. BAYLISS	26.998	D. FALZON	17.745	A. WAGNER	26.003	T. HERFOSS	1:32.877	1:33.155	
9	M. JONES	22.301	G. ALLERTON	27.028	M. JONES	17.756	G. ALLERTON	26.048	M. JONES	1:33.207	1:33.388	
10	G. ALLERTON	22.342	T. HERFOSS	27.053	G. ALLERTON	17.805	M. WALTERS	26.197	G. ALLERTON	1:33.223	1:33.355	
11	T. COLLINS	22.391	M. CROKER	27.256	A. SISSIS	17.821	M. JONES	26.199	M. WALTERS	1:33.924	1:34.218	
12	M. WALTERS	22.438	S. FROST	27.286	M. CHIODO	17.925	T. COLLINS	26.209	T. COLLINS	1:33.933	1:34.346	
13	M. CHIODO	22.442	A. PHILLIS	27.337	T. COLLINS	17.930	M. CROKER	26.217	M. CROKER	1:33.940	1:34.215	
14	G. SCOTT	22.515	M. WALTERS	27.351	M. CROKER	17.934	A. SISSIS	26.304	A. PHILLIS	1:34.185	1:34.520	
15	A. PHILLIS	22.527	A. SISSIS	27.351	M. WALTERS	17.938	G. SCOTT	26.322	M. CHIODO	1:34.191	1:34.302	
16	M. CROKER	22.533	T. COLLINS	27.403	A. PHILLIS	17.949	A. PHILLIS	26.372	A. SISSIS	1:34.312	1:34.584	
17	D. REES	22.620	M. CHIODO	27.408	G. SCOTT	17.989	M. CHIODO	26.416	G. SCOTT	1:34.325	1:34.630	
18	S. FROST	22.750	L. EPIS	27.492	D. REES	18.091	D. REES	26.440	D. REES	1:34.703	1:34.952	
19	A. SISSIS	22.836	G. SCOTT	27.499	S. FROST	18.112	S. FROST	26.561	S. FROST	1:34.709	1:34.901	
20	P. CZAJ	23.038	D. REES	27.552	P. CZAJ	18.132	P. CZAJ	26.652	L. EPIS	1:35.500	1:35.589	
21	L. EPIS	23.042	P. CZAJ	27.925	D. BARKER	18.211	L. EPIS	26.698	P. CZAJ	1:35.747	1:35.939	
22	D. BARKER	23.055	B. McINTYRE	27.998	L. EPIS	18.268	D. BARKER	26.708	D. BARKER	1:36.070	1:36.186	
23	B. McINTYRE	23.242	D. BARKER	28.096	M. TOOLEY	18.353	R. YANKO	26.983	B. McINTYRE	1:36.951	1:37.122	
24	M. TOOLEY	23.345	M. TOOLEY	28.098	S. BARBACET	18.534	S. BARBACET	27.077	M. TOOLEY	1:36.958	1:37.190	
25	R. YANKO	23.435	R. YANKO	28.251	R. YANKO	18.607	B. McINTYRE	27.082	R. YANKO	1:37.276	1:38.198	
26	S. BARBACET	23.473	S. BARBACET	28.308	B. McINTYRE	18.629	M. TOOLEY	27.162	S. BARBACET	1:37.392	1:37.644	
27	W. DAVIDSON	23.518	H. GRIFFIN	28.420	E. BYLES	18.723	W. DAVIDSON	27.295	W. DAVIDSON	1:38.251	1:38.740	
28	H. GRIFFIN	23.627	W. DAVIDSON	28.479	B. HOUGHTO	18.780	E. BYLES	27.318	E. BYLES	1:38.351	1:38.669	
29	B. HOUGHTO	23.655	E. BYLES	28.484	H. GRIFFIN	18.904	P. VAN DER H	27.513	H. GRIFFIN	1:38.570	1:38.934	
30	A. SAVIN	23.718	A. SAVIN	28.718	W. DAVIDSON	18.959	A. SAVIN	27.516	B. HOUGHTO	1:38.825	1:39.144	
31	P. VAN DER H	23.792	B. HOUGHTO	28.739	A. SAVIN	19.030	H. GRIFFIN	27.619	A. SAVIN	1:38.982	1:39.520	
32	D. DE-LEON	23.802	D. DE-LEON	28.932	D. DE-LEON	19.115	B. HOUGHTO	27.651	D. DE-LEON	1:39.549	1:39.572	
33	E. BYLES	23.826	P. VAN DER H	29.192	P. VAN DER H	19.121	D. DE-LEON	27.700	P. VAN DER H	1:39.618	1:39.699	
34	H. McMURRA	24.430	H. McMURRA	29.567	H. McMURRA	19.449	H. McMURRA	27.857	H. McMURRA	1:41.303	1:41.836	

The results are provisional until the end of the time limit for protests and appeals.

Scott Laing
 Chief Time Keeper - Scott Laing

Tom Williams
 Clerk of Course - Tom Williams



Computime Race Timing Systems Pty Ltd © 1996
 Licensed to Computime Race Timing Systems

COMPUTIME RACE TIMING SYSTEMS PTY LTD
www.computime.com.au

E-mail: scott@computime.com.au / Ph: 0418 17 13 17

